

‘High Heel’ Wrap


While at the rod building show in High Point, Rich Forhan mentioned this wrap and give a brief description during one of his presentations. I have done several rods with them and I find them rather attractive and have had no problems with their strength at all. They use a few winds less of thread and therefore are a whisper lighter than solid wraps. It takes me a little more time to wrap one, due to the effort to keep the small space between the ‘open wraps’ consistent.



I made this wrap a little longer than usual for the ease of taking hand-held macro digital photos and putting in the single trim bands.

KEY points for me on this wrap are:


Extreme Fine Point Prepping of the Guide



It not only needs to be very thin at the ‘toe point’ but also tight and level to the blank. I often secure it with two or three tight, thin strips of very good masking tape.




c



Open Winds approx. in the Middle of the Guide

I have not tested the 'limits' yet of how many open space wraps you can have


before the wrap strength is compromised too much. Since some rod makers are even using 'no-thread' wraps with success, I would speculate that a few solid toe winds, lots of open-wrap and a finish of a snug Forhan Lock will probably be totally adequate. I plan to try it next summer on a sweet little farm pond spin rod.



'Forhan Lock' the finish of this Wrap

Silver Guides seem to look best with this wrap since the polished metal obviously shows through. (*on Gold Guides the polished metal is also usually a silver color*)
The thread I used here is a Madeira Purple (*came out blue in the photos*), Gudebrod Metallic Silver and Madeira Pink (*came out red in photos*) . I will put CP on these wraps then one coat of TM Lite and then a final coat of TM Regular.

The single trim wraps are put in as a small 6" tag piece locked down with three or four tight winds and then carefully 'reverse' wrapped and cut off with a scalpel.





On smaller guides and/or the runner guides, less open wraps are appropriate since you have so little space to work with. My eyesight and coordination actually become the limiting factors on these real small guides. I don't really think strength will be much of a factor as long as you prep the guide real well, get a few solid, tight wraps up the toe and finish with the Forhan Lock. Give it a try and send me a few pics.

Steve Cox

stevenpfa@mchsi.com